

2018-19 School Report Card



Warren School

2690 Old York Road
Helena, MT 59602

Grades Served: PK-5

Student Enrollment: 331

Per Pupil Expenditures: \$8,886.22

Montana Accountability System	School Identification
-------------------------------	-----------------------

As required under the Every Student Succeeds Act (ESSA), Montana developed an accountability system to meaningfully differentiate schools by the support needed.

Schools are identified as one of the following:

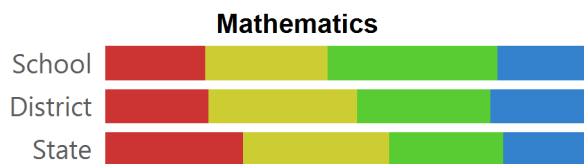
- Comprehensive Support & Improvement (CSI) Schools
- Targeted Support & Improvement (TSI) Schools
- Universal Support Schools

Universal Support

Report Card Definitions & Methodology

Due to rounding, percentages on each page may not add up to 100%. An asterisk (*) indicates this number has been suppressed for student privacy and security reasons (Privacy & Security Details).

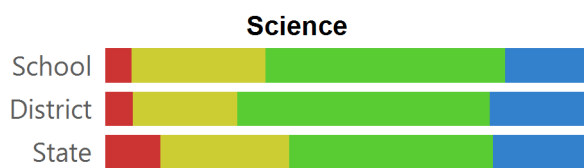
Student Achievement Scores



	Novice	Nearing Proficient	Proficient	Advanced
School	21%	25%	35%	18%
District	22%	31%	28%	20%
State	29%	30%	24%	17%



	Novice	Nearing Proficient	Proficient	Advanced
School	26%	18%	38%	18%
District	22%	22%	34%	22%
State	26%	24%	31%	19%



	Novice	Nearing Proficient	Proficient	Advanced
School	6%	28%	50%	17%
District	6%	22%	53%	20%
State	11%	27%	42%	19%

■ Novice
 ■ Nearing Proficient
 ■ Proficient
 ■ Advanced

[Click here for more detail about Student Achievement](#)

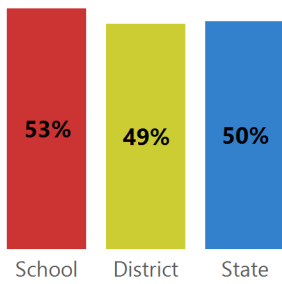
Due to rounding, percentages on each page may not add up to 100%. An asterisk (*) indicates this number has been suppressed for student privacy and security reasons (Privacy & Security Details).

[Click here for more detail about Accountability](#)

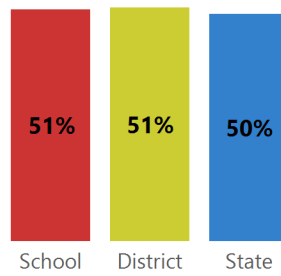
**Due to rounding, percentages on each page may not add up to 100%.
An asterisk (*) indicates this number has been suppressed for student privacy and security reasons ([Privacy & Security Details](#)).**

Student Achievement Progress Scores

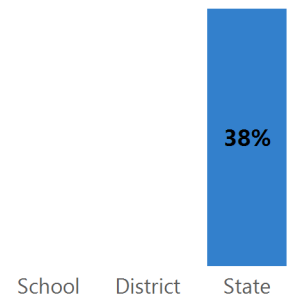
% of students showing progress in Reading



% of students showing progress in Mathematics



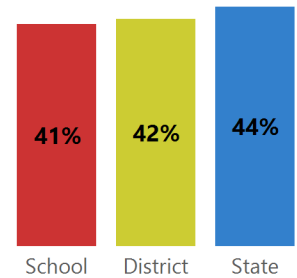
% of English Learners showing progress toward English proficiency



English Learners

# English Learners	*
% Achieved Proficiency	*
% Students Showing Progress on the EL Assessment	*

% of students with at least 95% attendance for the entire school year



[Click here for details on Educator Qualifications \(inexperienced educators, emergency provisional licenses, educators working out of field\)](#)

Due to rounding, percentages on each page may not add up to 100%.

An asterisk (*) indicates this number has been suppressed for student privacy and security reasons ([Privacy & Security Details](#)).

School Attendance

Educator Qualifications

School Quality, Climate, and Safety

Source: Civil Rights Data Collection as published by the US Department of Education Office of Civil Rights.

An asterisk (*) indicates this number has been suppressed for student privacy and security reasons ([Privacy & Security Details](#)).

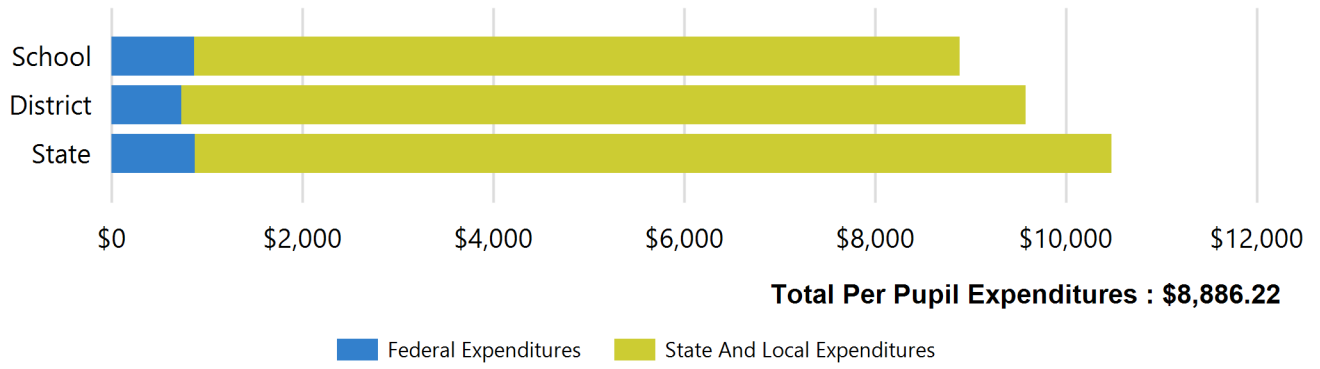
[Click here for details on Montana Civil Rights Data Collection](#)

School Finance

Due to rounding, percentages on each page may not add up to 100%.

An asterisk (*) indicates this number has been suppressed for student privacy and security reasons ([Privacy & Security Details](#)).

Per Pupil Expenditures for Warren School



[Click here for more details on Per Pupil Expenditures](#)