

# 2018-19 School Report Card



## Four Georgians School

555 Custer Avenue  
Helena, MT 59601

Grades Served: PK-5  
Student Enrollment: 485  
Per Pupil Expenditures: \$8,985.57

Montana Accountability System	School Identification
-------------------------------	-----------------------

As required under the Every Student Succeeds Act (ESSA), Montana developed an accountability system to meaningfully differentiate schools by the support needed.

Schools are identified as one of the following:

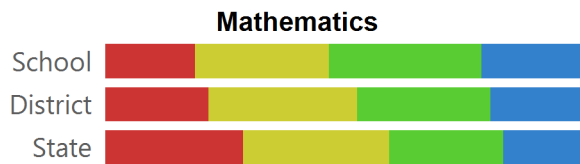
- Comprehensive Support & Improvement (CSI) Schools
- Targeted Support & Improvement (TSI) Schools
- Universal Support Schools

## Universal Support

Report Card Definitions & Methodology

**Due to rounding, percentages on each page may not add up to 100%. An asterisk ( \* ) indicates this number has been suppressed for student privacy and security reasons (Privacy & Security Details).**

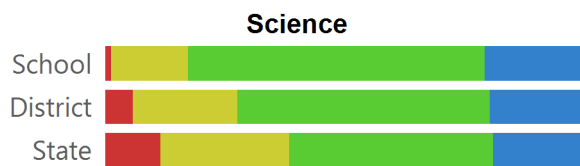
### Student Achievement Scores



	Novice	Nearing Proficient	Proficient	Advanced
School	19%	28%	32%	22%
District	22%	31%	28%	20%
State	29%	30%	24%	17%



	Novice	Nearing Proficient	Proficient	Advanced
School	18%	25%	29%	28%
District	22%	22%	34%	22%
State	26%	24%	31%	19%



	Novice	Nearing Proficient	Proficient	Advanced
School	1%	16%	62%	21%
District	6%	22%	53%	20%
State	11%	27%	42%	19%

■ Novice   
 ■ Nearing Proficient   
 ■ Proficient   
 ■ Advanced

[Click here for more detail about Student Achievement](#)

**Due to rounding, percentages on each page may not add up to 100%. An asterisk ( \* ) indicates this number has been suppressed for student privacy and security reasons (Privacy & Security Details).**

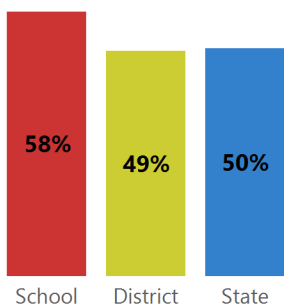
[Click here for more detail about Accountability](#)

---

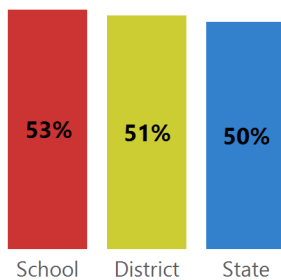
**Due to rounding, percentages on each page may not add up to 100%.  
An asterisk ( \* ) indicates this number has been suppressed for student privacy and security reasons ([Privacy & Security Details](#)).**

## Student Achievement Progress Scores

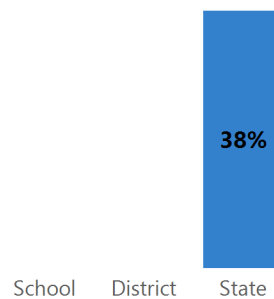
% of students showing progress in Reading



% of students showing progress in Mathematics



% of English Learners showing progress toward English proficiency



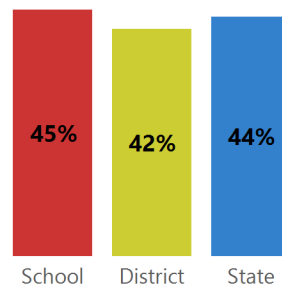
## English Learners

# English Learners \*

% Achieved Proficiency \*

% Students Showing Progress on the EL Assessment \*

% of students with at least 95% attendance for the entire school year



[Click here for details on Educator Qualifications \(inexperienced educators, emergency provisional licenses, educators working out of field\)](#)

Due to rounding, percentages on each page may not add up to 100%.

An asterisk ( \* ) indicates this number has been suppressed for student privacy and security reasons ([Privacy & Security Details](#)).

---

## School Attendance

---

## Educator Qualifications

---

## School Quality, Climate, and Safety

Source: Civil Rights Data Collection as published by the US Department of Education Office of Civil Rights.

An asterisk ( \* ) indicates this number has been suppressed for student privacy and security reasons ([Privacy & Security Details](#)).

[Click here for details on Montana Civil Rights Data Collection](#)

---

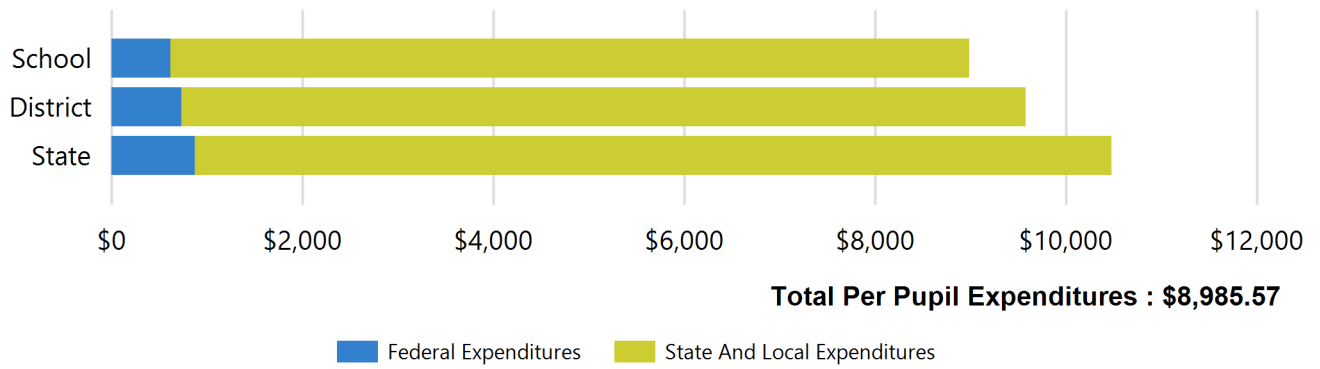
## School Finance

---

Due to rounding, percentages on each page may not add up to 100%.

An asterisk ( \* ) indicates this number has been suppressed for student privacy and security reasons ([Privacy & Security Details](#)).

### Per Pupil Expenditures for Four Georgians School



[Click here for more details on Per Pupil Expenditures](#)