

# 2018-19 School Report Card



## Central School

1325 Poplar  
Helena, MT 59601

Grades Served: PK-5  
Student Enrollment: 243  
Per Pupil Expenditures: \$12,658.22

### Montana Accountability System

As required under the Every Student Succeeds Act (ESSA), Montana developed an accountability system to meaningfully differentiate schools by the support needed.

Schools are identified as one of the following:

- Comprehensive Support & Improvement (CSI) Schools
- Targeted Support & Improvement (TSI) Schools
- Universal Support Schools

### School Identification

## Universal Support

Report Card Definitions & Methodology

**Due to rounding, percentages on each page may not add up to 100%. An asterisk ( \* ) indicates this number has been suppressed for student privacy and security reasons (Privacy & Security Details).**

### Student Achievement Scores

#### Mathematics



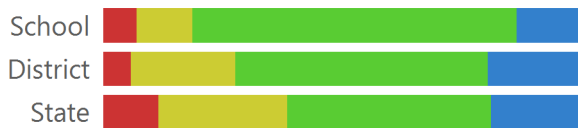
	Novice	Nearing Proficient	Proficient	Advanced
School	24%	36%	25%	16%
District	22%	31%	28%	20%
State	29%	30%	24%	17%

#### Reading



	Novice	Nearing Proficient	Proficient	Advanced
School	25%	21%	26%	28%
District	22%	22%	34%	22%
State	26%	24%	31%	19%

#### Science



	Novice	Nearing Proficient	Proficient	Advanced
School	7%	12%	67%	14%
District	6%	22%	53%	20%
State	11%	27%	42%	19%

■ Novice   
 ■ Nearing Proficient   
 ■ Proficient   
 ■ Advanced

[Click here for more detail about Student Achievement](#)

**Due to rounding, percentages on each page may not add up to 100%. An asterisk ( \* ) indicates this number has been suppressed for student privacy and security reasons (Privacy & Security Details).**

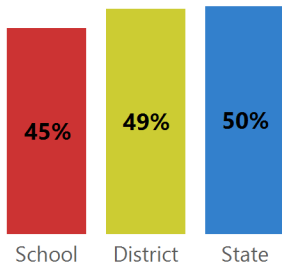
[Click here for more detail about Accountability](#)

---

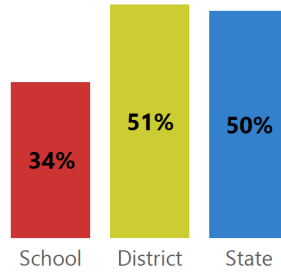
**Due to rounding, percentages on each page may not add up to 100%.  
An asterisk ( \* ) indicates this number has been suppressed for student privacy and security reasons ([Privacy & Security Details](#)).**

## Student Achievement Progress Scores

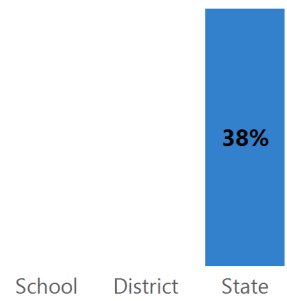
% of students showing progress in Reading



% of students showing progress in Mathematics



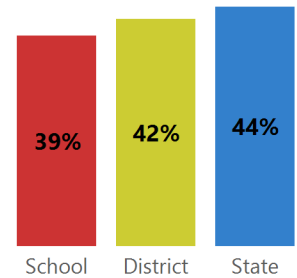
% of English Learners showing progress toward English proficiency



## English Learners

# English Learners	*
% Achieved Proficiency	*
% Students Showing Progress on the EL Assessment	*

% of students with at least 95% attendance for the entire school year



[Click here for details on Educator Qualifications \(inexperienced educators, emergency provisional licenses, educators working out of field\)](#)

Due to rounding, percentages on each page may not add up to 100%.

An asterisk ( \* ) indicates this number has been suppressed for student privacy and security reasons ([Privacy & Security Details](#)).

---

## School Attendance

---

## Educator Qualifications

---

## School Quality, Climate, and Safety

Source: Civil Rights Data Collection as published by the US Department of Education Office of Civil Rights.

An asterisk ( \* ) indicates this number has been suppressed for student privacy and security reasons ([Privacy & Security Details](#)).

[Click here for details on Montana Civil Rights Data Collection](#)

---

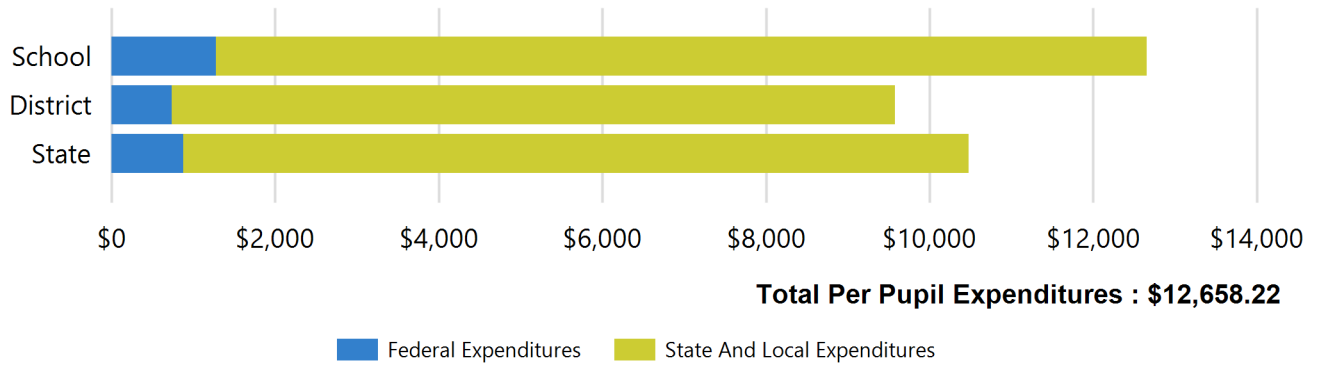
## School Finance

---

Due to rounding, percentages on each page may not add up to 100%.

An asterisk ( \* ) indicates this number has been suppressed for student privacy and security reasons ([Privacy & Security Details](#)).

### Per Pupil Expenditures for Central School



[Click here for more details on Per Pupil Expenditures](#)